

Health Select Commission

Evaluation of the Integrated Locality Pilot

Dominic Blaydon Associate Director – Transformation



Purpose of Paper

- Context and background of The Integrated Locality Pilot
- Share the Challenges and Learning
- Explore the impact to date
- Provide an overview of the planned roll out



Key Challenges

- Funding challenges in health and social care
- Increase in older population
- Difference between actual and healthy life expectancy
- Development of new care models
- Early intervention and prevention
- Self management
- Public expectation
- Fragmentation of services
- Strengthening leadership at all levels



Key Elements of New Service Model

- Multi-disciplinary Team
- Breaks down professional and organisational boundaries
- Team supports GP practice populations
- Designated care homes
- New technology supports interface between locality and acute care
- All workers are co-located
- New leadership model evolving
- Operates a Virtual Ward
- Referral management service



Team Composition

- Community Nurses Rotherham FT
- Physiotherapists Rotherham FT
- Occupational Therapists Rotherham FT
- Social Workers Rotherham MBC
- Mental Health Workers RDASH
- Social Prescribing VAR
- Community Link Workers Rotherham MBC



A New Approach


Community Reablement



Management of Long Term Conditions



Community Nursing



Parity of Esteem



Assessment and Care Management



Community Development

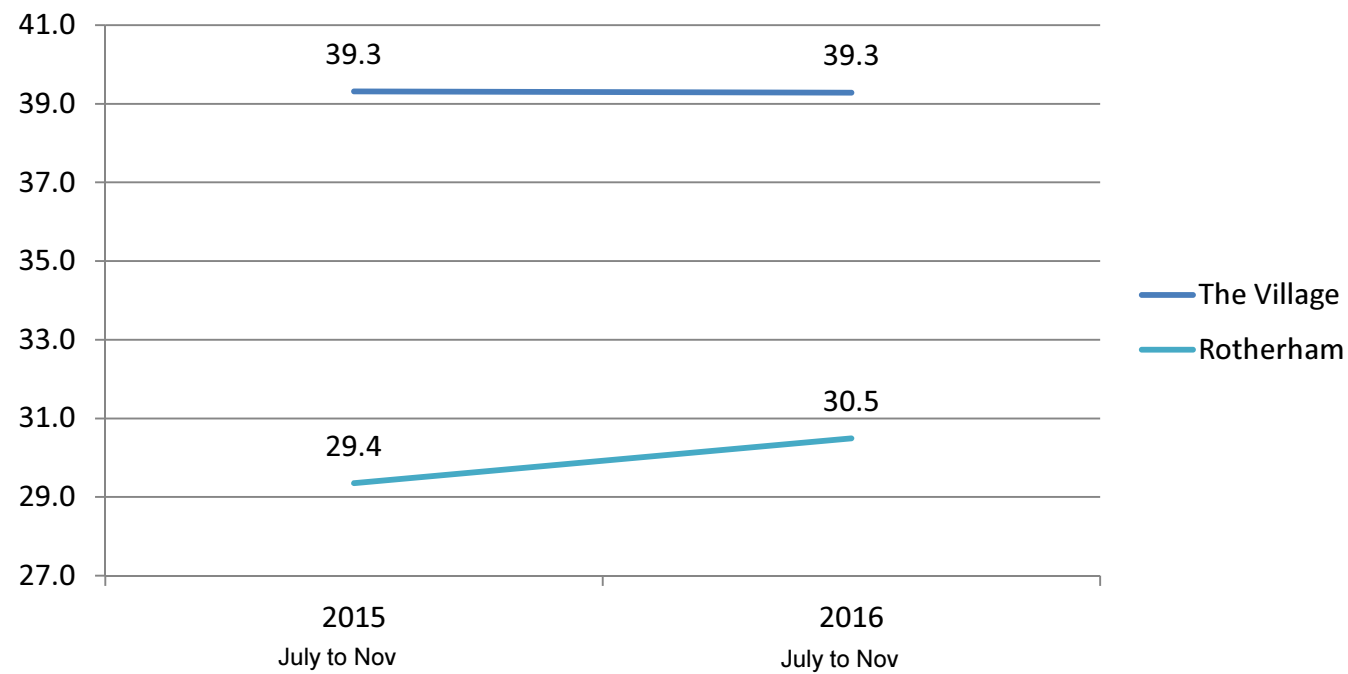


Outcomes

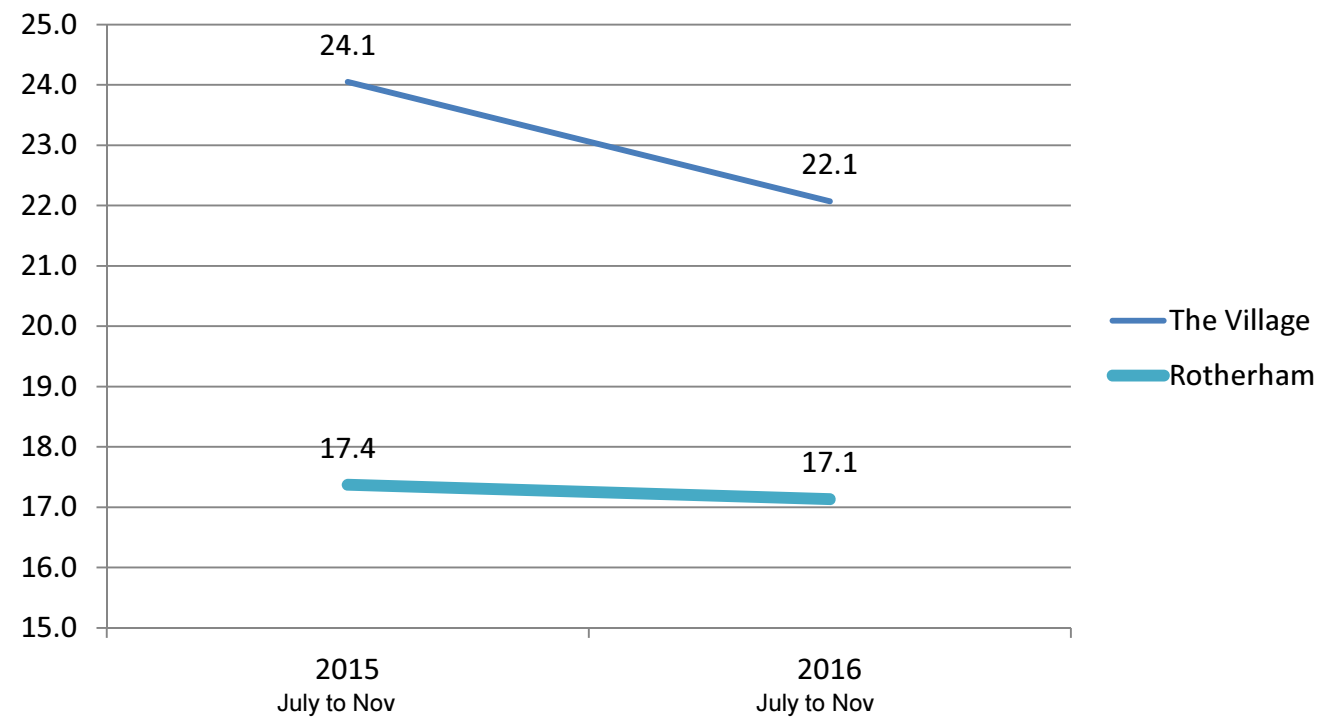
- Reduction in unscheduled hospital admissions
- Reduction in admissions to hospital for assessment
- Non-elective bed days
- Average length of stay in hospital



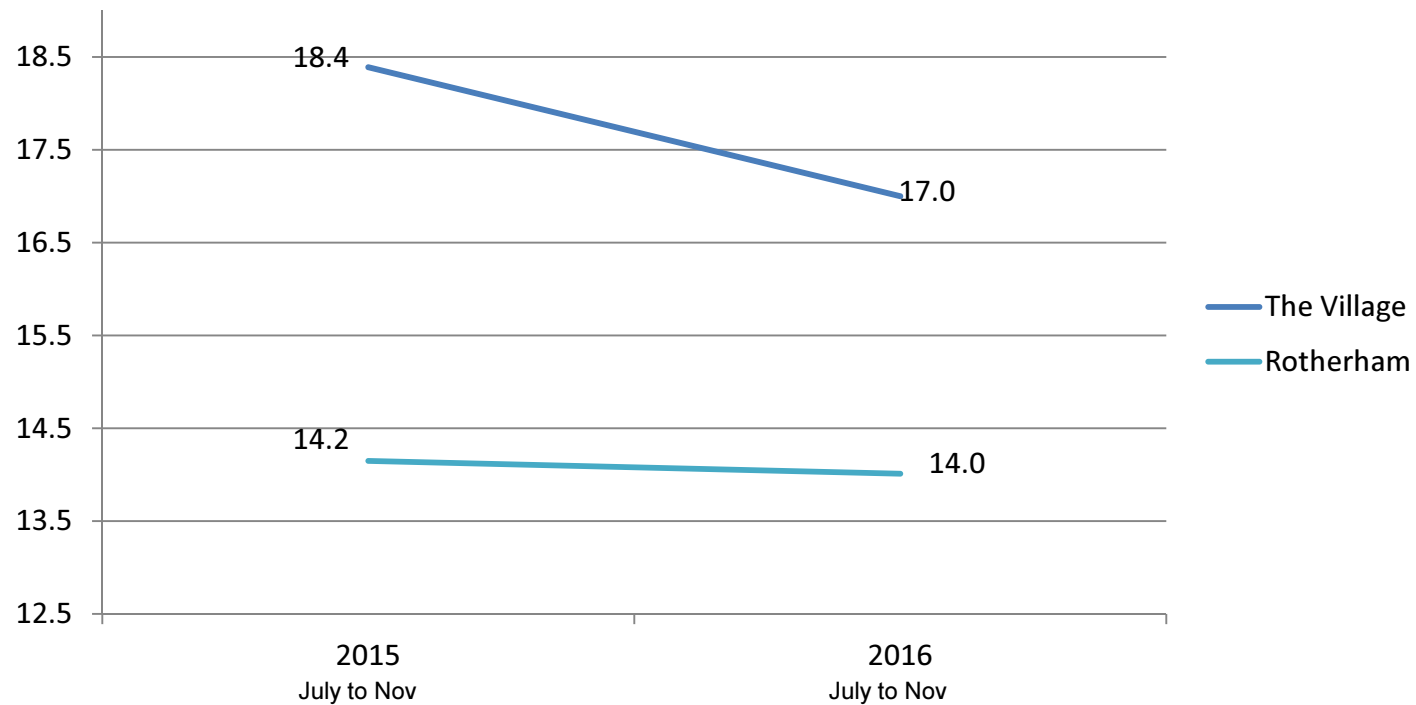
Unscheduled Admissions (Per 1000 Population)



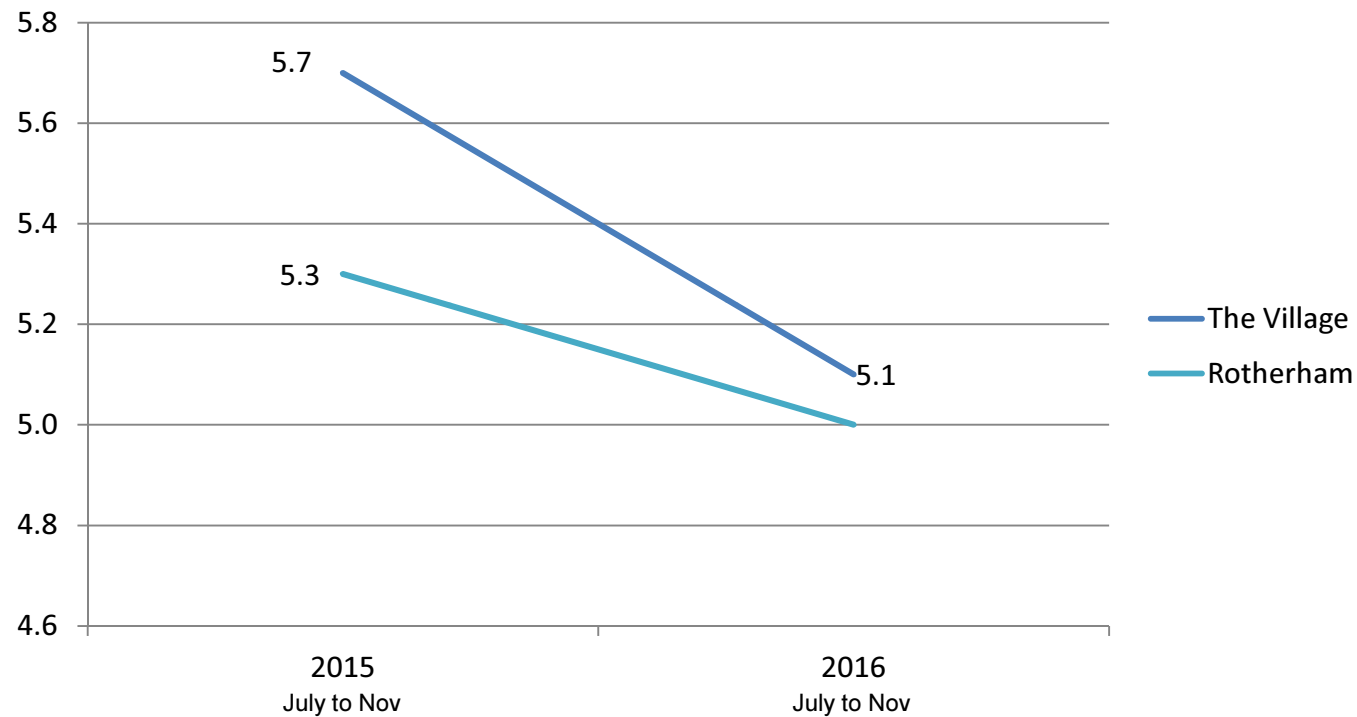
Unscheduled AMU Admissions (Per 1000 Population)



Non-Elective Bed days (Per 100 Population)



Average Length of Stay in an Acute Bed (Days)



Overall Performance Ranking

		Central North		The Village		Central 2		Maltby / Wick	
Positions	Weighted Score	Position Freq	Weighted Score	Position Freq	Weighted Score	Position Freq	Weighted Score	Position Freq	Weighted Score
1 st	6	1	6	2	12		0	1	6
2 nd	5	2	10	2	10		0		0
3 rd	4		0	1	4	1	4	2	8
4 th	3		0	1	3	1	3	2	6
5 th	2	2	4		0	2	4	1	2
6 th	1	1	1		0	2	2		0
Overall Score		21		29		13		22	



Roll out

Timeframe	Headline Milestones
Nov 17 – Mar 18	Scoping and Design
March 2018	A contracting model will be designed and agreed
April 18 – 2020	Phased Implementation
October 2020	Evaluation Conclusion & Conference



Any questions?

